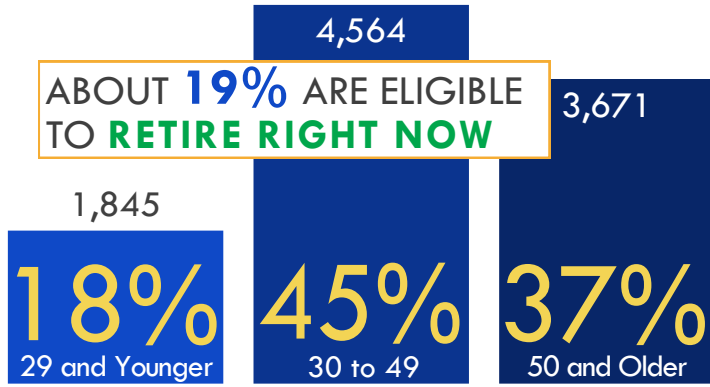
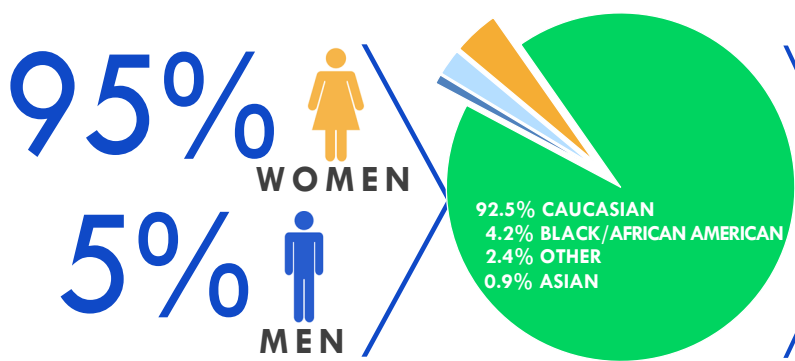


# NURSES IN IOWA

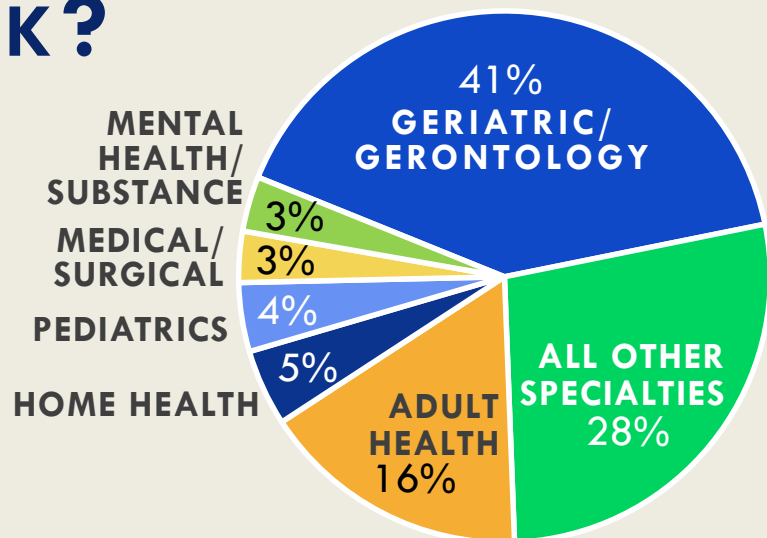
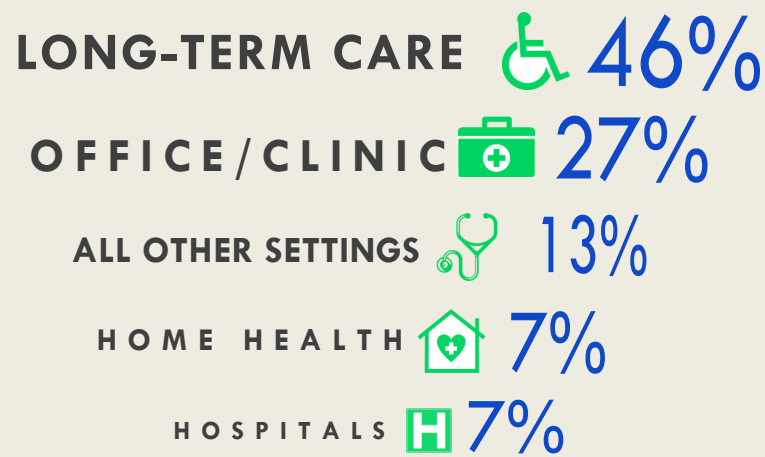
# 10,080

## ACTIVE LICENSED PRACTICAL NURSES

### DEMOGRAPHICS:



### WHERE DO WE WORK?



### HOW MUCH DO WE EARN?

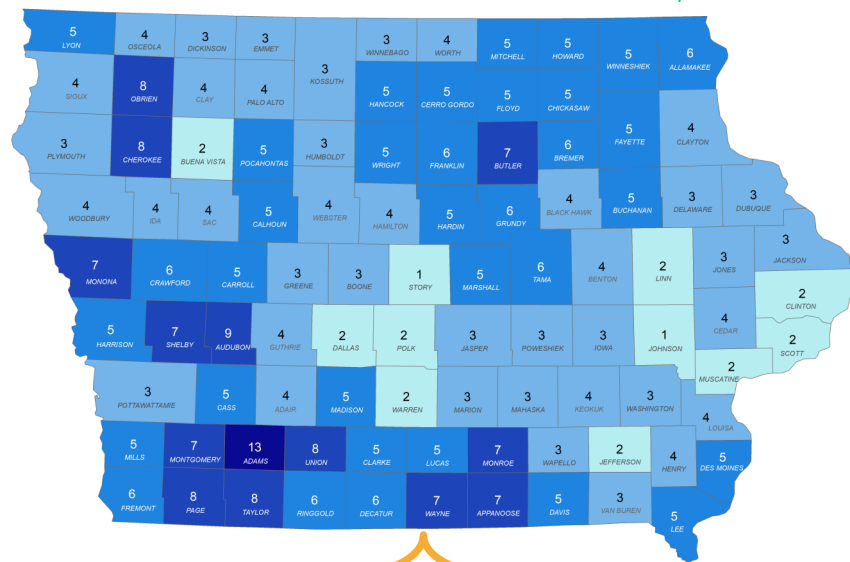


THE MEDIAN WAGE EARNED BY IOWA'S PRACTICAL NURSES IS **6% LESS THAN** THE NATIONAL MEDIAN

### WHERE DO WE LIVE?

Source: Population data, U.S. Census Decennial 2020; Estimated LPNs employed on a national level: 2020 Occupational Employment Survey, Bureau of Labor Statistics; Iowa's active LPNs by county of residence: Iowa Board of Nursing, 7/1/2021

THIS MAP SHOWS THE NUMBER OF ACTIVE LPNS LIVING IN EACH COUNTY PER 1,000 POPULATION



IOWA has a **SLIGHTLY HIGHER** CONCENTRATION of active LPNS at **3** per 1,000 POPULATION COMPARED to **2** FOR THE **NATION**

Source: 2020 Occupational Employment and Wage Statistics, Bureau of Labor Statistics and 2021 Iowa Wage Report, Iowa Workforce Development

Note: All percentages reported in this document are rounded to the nearest whole number.

Source: Unless otherwise noted data provided by the Iowa Board of Nursing, 7/1/2021