



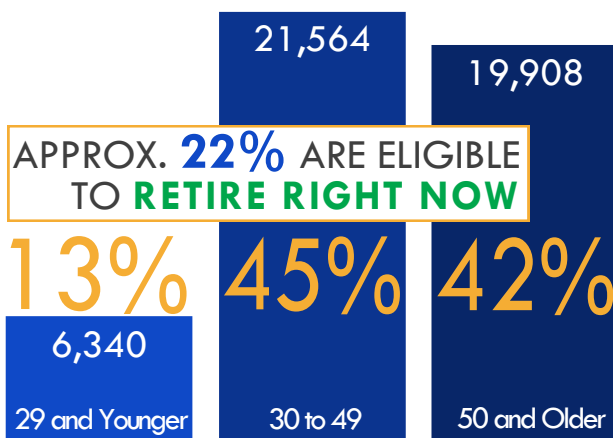
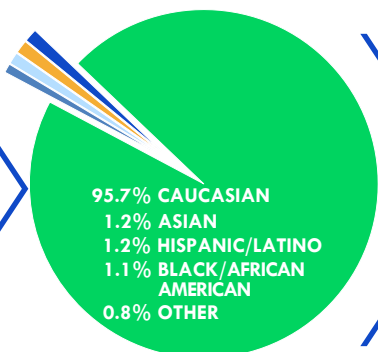
NURSES IN IOWA

47,812






ACTIVE LICENSED REGISTERED NURSES

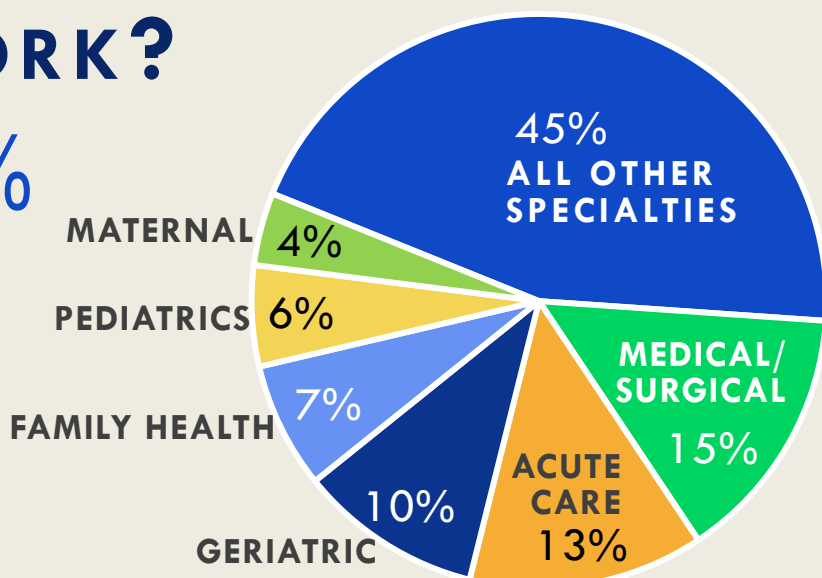
DEMOGRAPHICS:

94%  WOMEN
6%  MEN



WHERE DO WE WORK?

HOSPITALS  49%
OFFICE/CLINIC  19%
ALL OTHER SETTINGS  16%
LONG-TERM CARE  10%
HOME HEALTH  6%



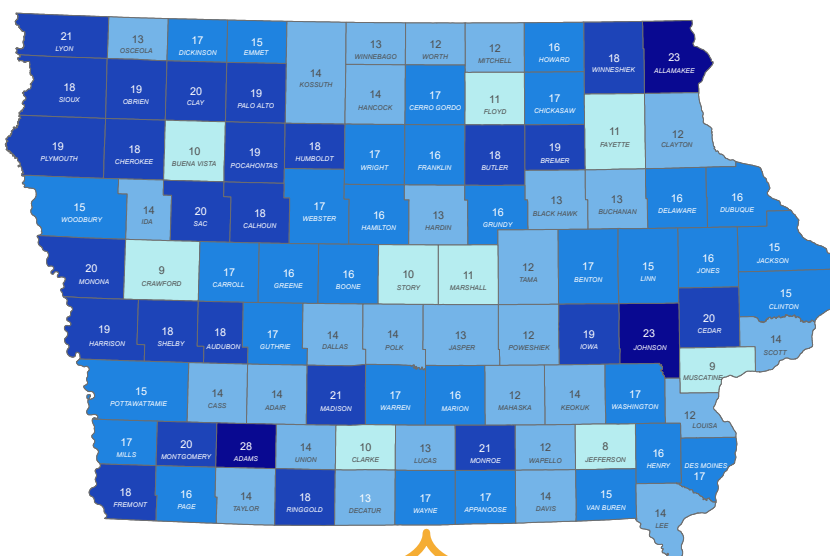
HOW MUCH DO WE EARN?



THE MEDIAN WAGE EARNED BY IOWA'S REGISTERED NURSES IS **23.3%** LESS THAN THE NATIONAL MEDIAN

WHERE DO WE LIVE?

Source: Population data, U.S. Census July 2018 estimates; Estimated RNs employed on a national level: 2018 Occupational Employment Survey, Bureau of Labor Statistics; Estimated RNs employed in Iowa: 2019 Iowa Wage Report, Iowa Workforce Development



IOWA has a **HIGHER** CONCENTRATION of employed RNS at **11** per 1,000 POPULATION COMPARED to **9** FOR THE **NATION**

REGISTERED NURSES

OVER **52%** OF RNS IN **IOWA**

HAVE A BACCALAUREATE DEGREE OR HIGHER

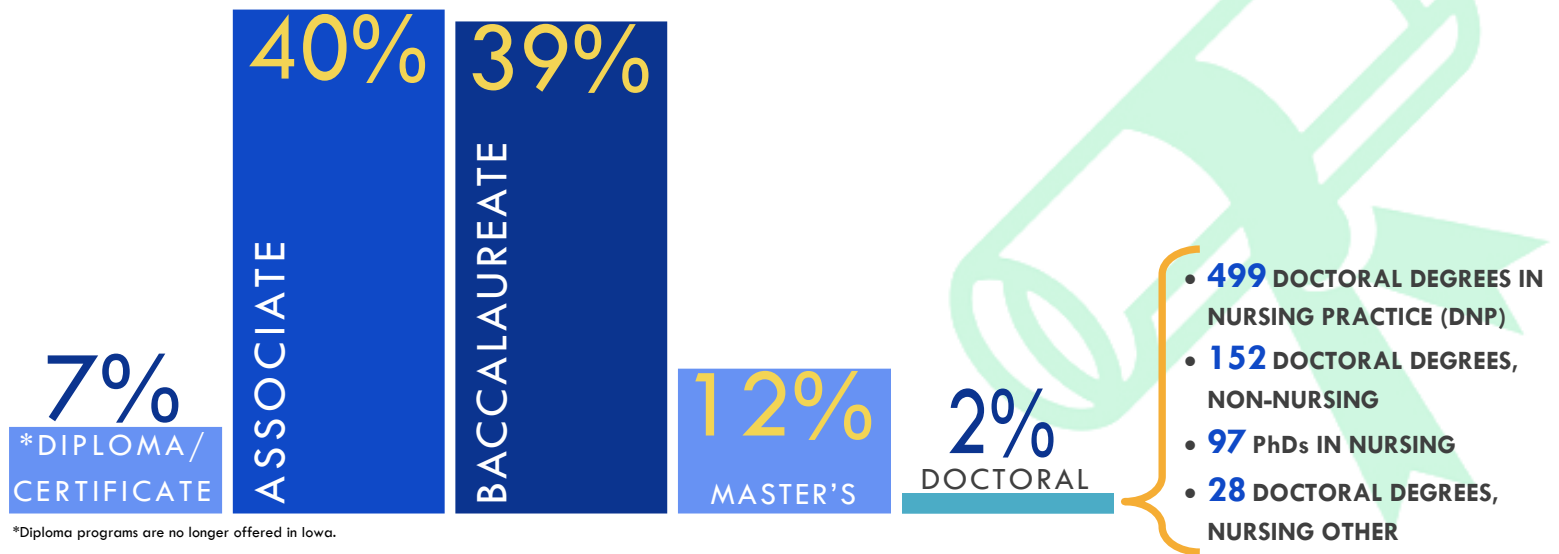
COMPARED TO:

64% NATIONALLY

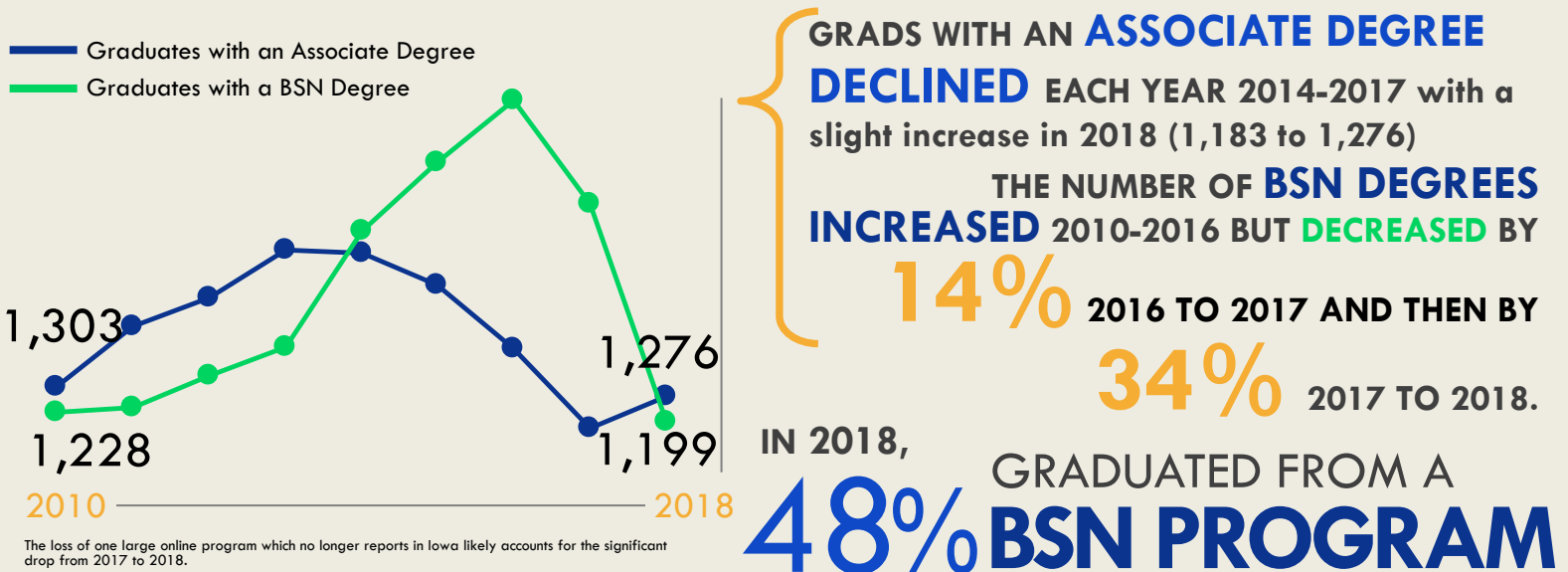


Source: 2018-2019 Enrollment and Graduations in Baccalaureate and Graduate Programs in Nursing. Washington, DC: American Association of Colleges of Nursing.

HIGHEST DEGREE EARNED:



PURSUIT OF THE BACHELOR OF SCIENCE IN NURSING:



EDUCATIONAL NEEDS:

Source: Statewide Laborshed survey data collected September 2018 - August 2019

AMONG RNS IN THE STATE:

14% ARE CURRENTLY RECEIVING OR FEEL ADDITIONAL EDUCATION OR TRAINING IS NEEDED

OF THOSE 34% ARE CURRENTLY PURSUING OR DESIRE TO PURSUE A BACHELOR'S OR POSTGRAD DEGREE

Source: Unless otherwise noted data provided by the Iowa Board of Nursing, 7/1/2019

A publication of:



Iowa Center for Nursing Workforce
Iowa Board of Nursing
Phone: 515.281.3255
nursing.iowa.gov