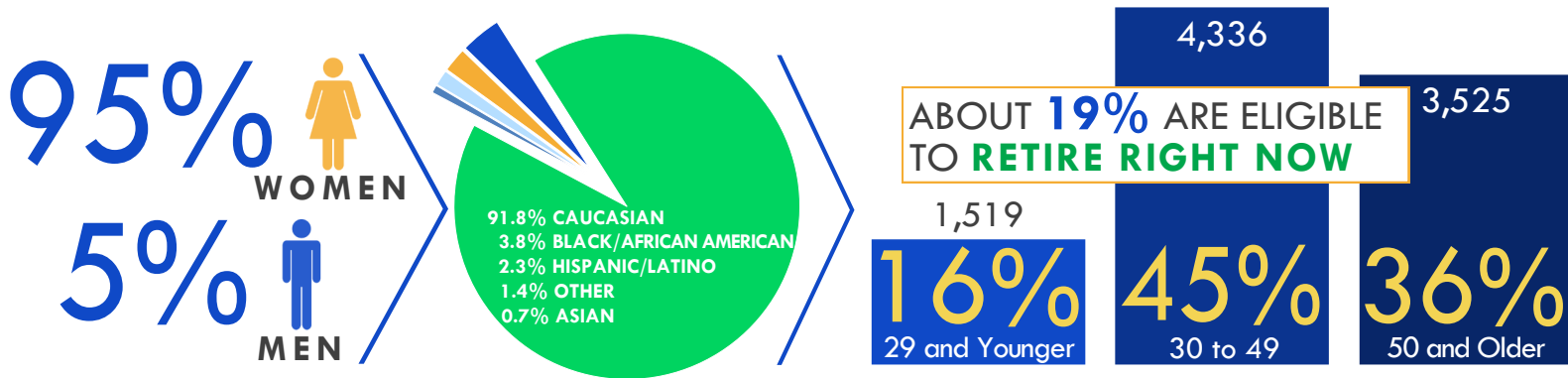


# NURSES IN IOWA

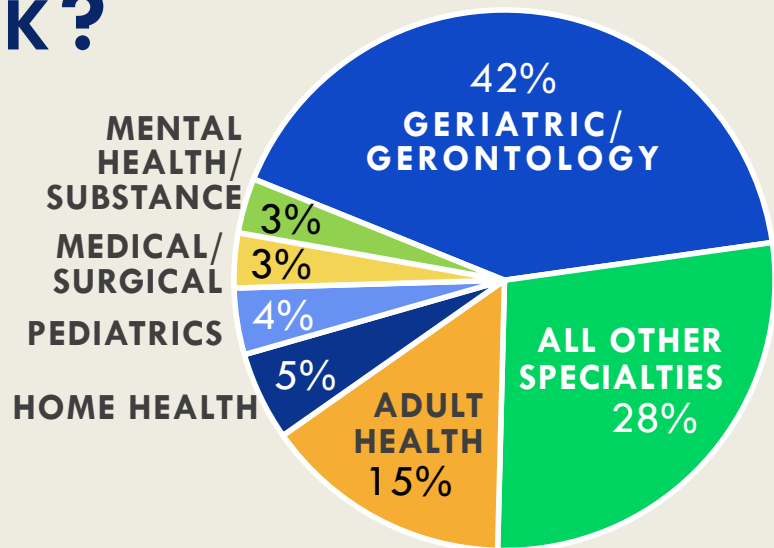
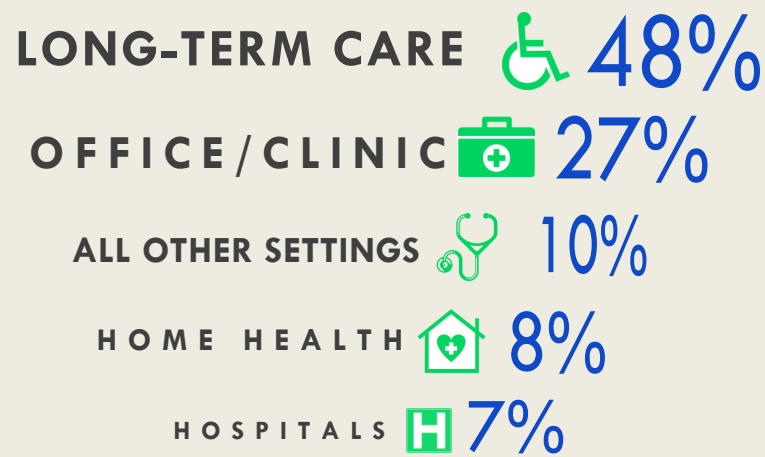
# 9,380

## ACTIVE LICENSED PRACTICAL NURSES

### DEMOGRAPHICS:



### WHERE DO WE WORK?



### HOW MUCH DO WE

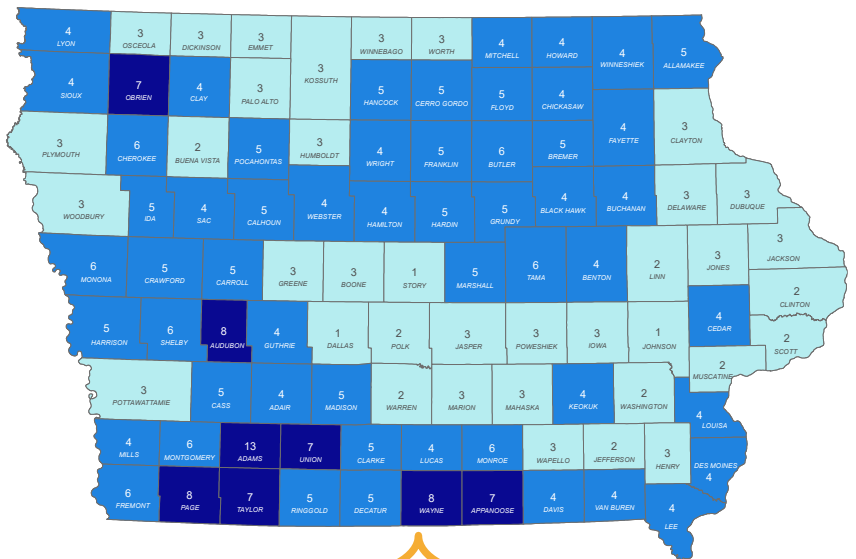


THE MEDIAN WAGE EARNED BY IOWA'S PRACTICAL NURSES IS **7.4% LESS** THAN THE NATIONAL MEDIAN

Source: 2018 Occupational Employment Survey, Bureau of Labor Statistics and 2019 Iowa Wage Report, Iowa Workforce Development

### WHERE DO WE LIVE?

Source: Population data, U.S. Census July 2018 estimates; Estimated LPNs employed on a national level: 2018 Occupational Employment Survey, Bureau of Labor Statistics; Estimated RNs employed in Iowa: 2019 Iowa Wage Report, Iowa Workforce Development



IOWA has a **SIMILAR** CONCENTRATION of employed LPNS at **2** per 1,000 POPULATION COMPARED to **2** FOR THE **NATION**

Source: Unless otherwise noted data provided by the Iowa Board of Nursing, 7/1/2019